

# FARRUCA

(Spanish Dance)

for

Guitar Solo



by

Peter Altmeier-Mort

# FOREWORD

## Lesson Notes

**Farruca** is a form of Spanish flamenco music. The word means ‘brave’ or ‘daring’ and these qualities may be seen in the moves the male dancers use when performing a farruca with a guitarist – it may help to imagine you are playing this piece for a dancer! For that reason, although the tempo is slow at about 1/4 note beat = 75, the strumming parts and the arpeggios must be accurate and rhythmically correct to support the feeling of a dance.

A 2<sup>nd</sup> year **beginners-level** piece, this is for students who have developed some free stroke arpeggio technique, and can manage to hold down some basic 1<sup>st</sup> position chord shapes on the fingerboard.

### Main Points:

- Spend some time on the little practice exercise to get comfortable with the right-hand thumb and index finger strumming pattern. At first, the **index finger** will not sweep across the top 3 strings very precisely on the up and down strums. It is better to almost ‘strike’ the strings with this action rather than treat it as a strum.
- In the 1<sup>st</sup> bar - hold the A and C fretted down for the whole bar, and work the bass notes around them.
- In the 2<sup>nd</sup> bar - hold the G# fretted down for the whole bar, and again work the bass notes around it.
- Repeat these same left-hand movements whenever they come about again ( e.g. bars 3 and 4 etc).
- In bar 9, be sure to fret down at the beginning of the bar, the full 3 finger chord shape of the A minor chord (this occurs again in bar 11).
- In bar 10, follow the exact left-hand fingering for the D minor chord.
- For the final chord (bar14); place the left index finger down flat across 3 strings at the 5<sup>th</sup> fret. Then pluck these notes (*ami*) with the bass note (*p*) to sound the chord.

Peter Altmeier-Mort 2013

\* \* \* \*

FIRST PUBLISHED IN 2013 by Westside Music, Perth WA

PHOTOGRAPHY by Peter Kendal

TEXT & MUSIC SETTING by Notable Productions, Perth WA

ENQUIRIES OR CORRESPONDENCE TO:

[info@classicalguitarhowto.com](mailto:info@classicalguitarhowto.com) (Westside Music)

\* \* \* \*

[www.classicalguitarhowto.com](http://www.classicalguitarhowto.com)

- [how to play guitar](#)
- [learn to play guitar books](#)

Copyright © Peter Altmeier-Mort 2013. All rights reserved. International copyright secured.  
No part of this publication may be reproduced or transmitted in any form or by any means electrical or mechanical including photocopying, or by any information retrieval system without the prior permission of the copyright owner. To do so is a violation of applicable copyright laws.

# Farruca

by Peter Altmeier-Mort








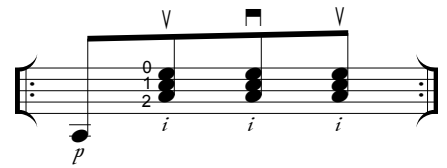
Arranged for Guitar by  
Peter Altmeier-Mort

Amin

■ = Down strum with index finger ( *i* )

∨ = Up strum with index finger ( *i* )

Practice Exercise



## OTHER PUBLICATIONS BY THE AUTHOR

1. [The Art of Classical Guitar Volumes 1, 2 & 3](#)
2. [Guitar for Kidz Volume I](#)  
Beginners classroom method with CD
3. [Guitar For Kidz Volume II](#)  
Easy Two-part Solos
4. [Guitar For Kidz Volume III](#)  
Ensembles For Guitar with CD (beginners level)
5. [Guitar For Kidz Volume IV](#)  
More Ensembles For Guitar (intermediate level)
6. [Guitar Chords For Kidz](#)

Further information and direct enquiries on prices  
and availability can be made on the internet at:

[www.classicalguitarhowto.com](http://www.classicalguitarhowto.com)

or via E-mail:

[info@classicalguitarhowto.com](mailto:info@classicalguitarhowto.com)